



Accelerating Progress: English

Learner workbook

Accelerating Progress: English Learner workbook



Contents

Introduction	4
Record of progress	5
Module 1 Developing your voice	7
• Section A Development challenges	8
• Section B Extended challenges	12
• Section B Worksheets	15
Module 2 Developing your understanding	39
• Section A Development challenges	40
• Section B Extended challenges	44
• Section B Worksheets	47
Module 3 Developing your writing	69
• Section A Development challenges	70
• Section B Extended challenges	74
• Section B Worksheets	77
Module 4 Knowing the world	89
• Section A Development challenges	90
• Section B Extended challenges	94
• Section B Worksheets	97
Module 5 Knowing about fiction	107
• Section A Development challenges	108
• Section B Extended challenges	112
• Section B Worksheets	116
Space for notes	124

Introduction

Course aims

Accelerating Progress courses aim to:

- develop the essential subject-specific skills required to gain a good pass in GCSE examinations
- provide opportunities to practise these skills in contextual situations
- boost your grades and confidence in the subject

Modules

The Accelerating Progress: English course contains challenges across five modules. These modules reflect the key aspects of the GCSE specification.

- Developing your voice
- Developing your understanding
- Developing your writing
- Knowing the world
- Knowing about fiction

Sections

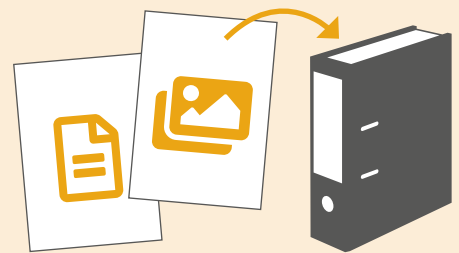
Each module is split into two sections – Section A and Section B:

- Section A comprises shorter challenges that develop the skills, knowledge and understanding required for the module topic
- Section B comprises extended challenges to stretch your independent thinking skills and further develop the learning from the section A challenges

What do I need to do?


1 Carry out your chosen challenges

- **For section A challenges:** file your evidence in your portfolio
- **For section B challenges:** complete the worksheets provided and file any additional evidence in your portfolio



2 Fill in your completed challenge on the record of progress

Use the record of progress (page 5) to keep a careful record of the challenges you have completed and the credits you have gained.



3 At the end of your course, your tutor will check your work

Your tutor will complete the tutor record on page 5. If you have met the requirements, your tutor will request your certificate from ASDAN.



Module 1

Developing
your voice




Development challenges

Section A: Complete FOUR challenges over 10 hours for 1 credit



For your chosen challenges

- Gather evidence of your work (eg notes, printouts, copies of your work) and file your evidence in your portfolio
- Use the **evidence ref** box to highlight where your evidence can be found in your portfolio
- Ask your tutor to complete the **verified by**, **date** and **tutor feedback** sections



Challenge 1A1



Look through your written work (use as many different subjects as you can). Find a selection of words that you use a lot in your written work. Write the definition of these words and find words that have the same meaning. Create example sentences that use these synonyms.

Show evidence that you have used these synonyms in your own writing.

Evidence ref

Verified by

Date

Tutor feedback

Challenge 1A2



Read a selection of news reports and create a log of new words that you find. Include the definition of the word and any useful synonyms (i.e. words that mean the same thing).

Show evidence that you have used these words in your own writing.

Evidence ref

Verified by

Date

Tutor feedback

Module 1: Developing your voice



Example of structure for effect

The sun rose, red as usual.

The meagre warmth it created, trickled slowly into his consciousness as he lay idly staring at the dull grey ceiling.

As he noticed the marginal shift in temperature, it was also awakening the slightest of breezes, and the tattered remains of his shelter began to stir almost as listlessly as he was. The half-hearted crinkle of old plastic sheeting, and the remnants of an old tent was the soundtrack of his mornings, and had been for the last three years.

He eased his way up and out of his creaking camp bed, and stretched up to his full height, peering out across the monotonous landscape of decay that stretched out into the awakening haze of mid morning. Like an automaton he made his way out and began the morning check: a routine that was so well enshrined, that he rarely noticed that he had completed it. Water, solar panels, signs of life (always none), security (why be secure when there was no sign of life?) and always, finally, the process of the drill.

So complete was his autopilot this morning, that he had returned to his 'home' and stretched out on his bed, before the erroneous information from his rounds penetrated his fugue.

There wasn't sufficient water.

The water had been too low. It hadn't been lower yesterday. Yesterday had been normal. No leak alarms had sounded and the power was fine...

He couldn't immediately identify what had happened. He sat and considered his rounds. There hadn't been any signs of life had there? There never where, ever, he hadn't seen any since that time he tried never to...

A sound.

A sound outside the normal rhythm of his life. Instincts kicked in and he reached silently for his firearm, lying at the foot of his bed.

Fingers met dust, not lightly oiled steel.

Short sentences that offer clues to his surroundings. What does this show about his world?

The paragraphs increase in length here. What are the longer paragraphs describing? How does this add to suspense?

Single sentence paragraphs used to change the pace. How do they do that? What is happening in the single sentence paragraphs?

Here it goes from longer to shorter sentences. What is the difference between the longer and shorter paragraphs? How does this add to suspense?

What do you think happens next?

Comparison essay plan: support



Introduction

First point

Next point

Next point

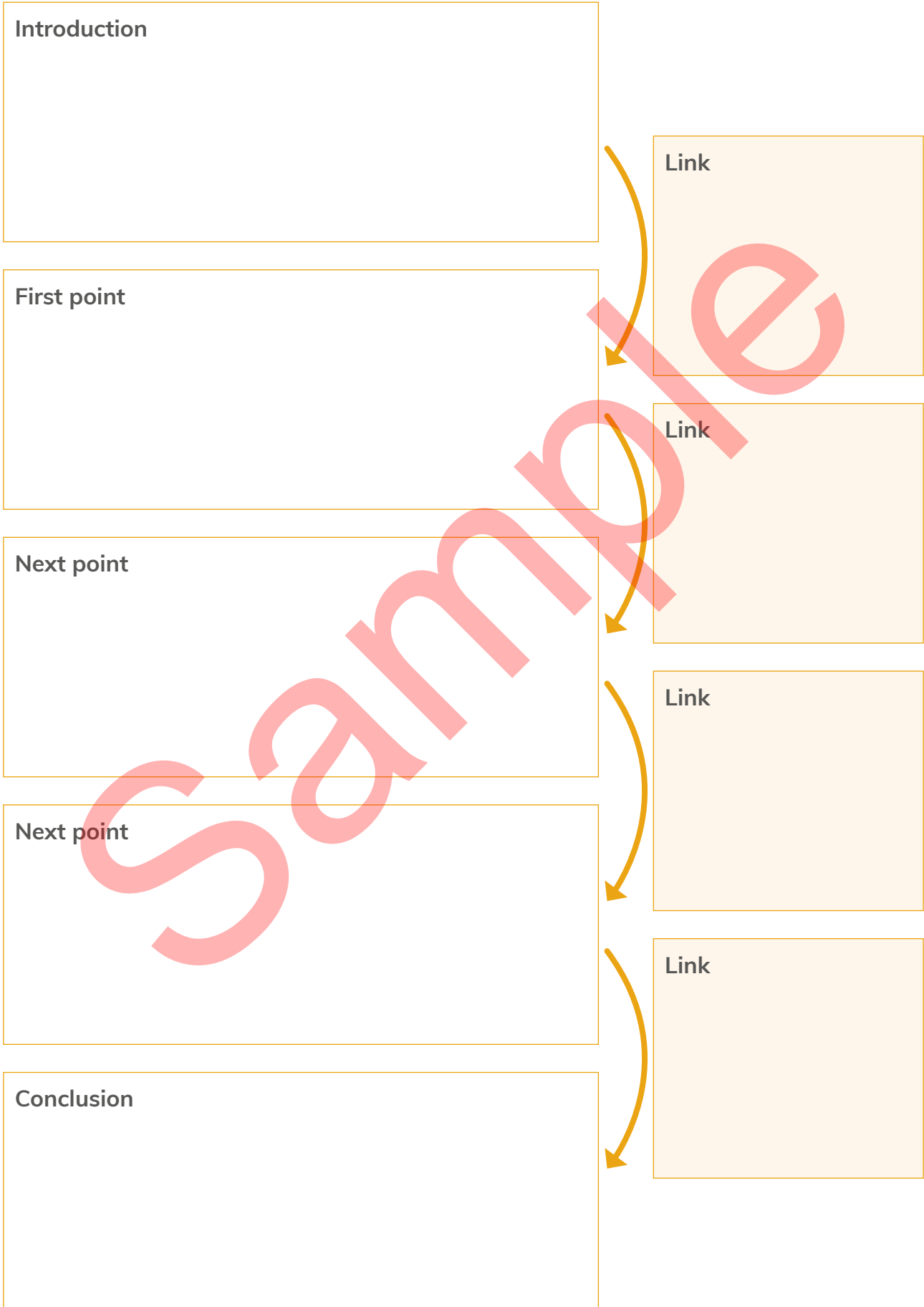
Conclusion

Sample





Comparison essay plan: challenge





Extended challenges

Section B: Complete ONE or TWO challenges over 10 hours for 1 credit ✓

For your chosen challenges

- Complete the **worksheets** provided on pages 77–88 of this book
- Use the **evidence ref** box to highlight where any additional evidence can be found in your portfolio
- Ask your tutor to complete the **verified by, date** and **tutor feedback** sections



Challenge 3B1

Come up with ways to get people to think imaginatively and to be inspired to write something original. Give them to a group of people and evaluate how effective they have been. The resources could be visual, interactive or drama-based.

Evidence ref
Verified by
Date

Tutor feedback



Extended challenges

Challenge 5B2

Create your own superhero and write their origin story. You should research what other superheroes are like and identify common themes for them. Your origin story should include:

- how they got their powers
- how they developed a set of moral rules
- a development of the character and the key things that make them heroic
- an example of them having their morality tested
- a sacrifice that they have had to make

The origin story could be simple prose or in the form of an illustrated comic.

Evidence ref
Verified by
Date

Tutor feedback

Challenge 5B3


Read an entire novel and keep a reading log. For each chapter, record the following:

- what you have learned about the plot
- what you have learned about the key characters
- what you still don't know
- what you think might happen next

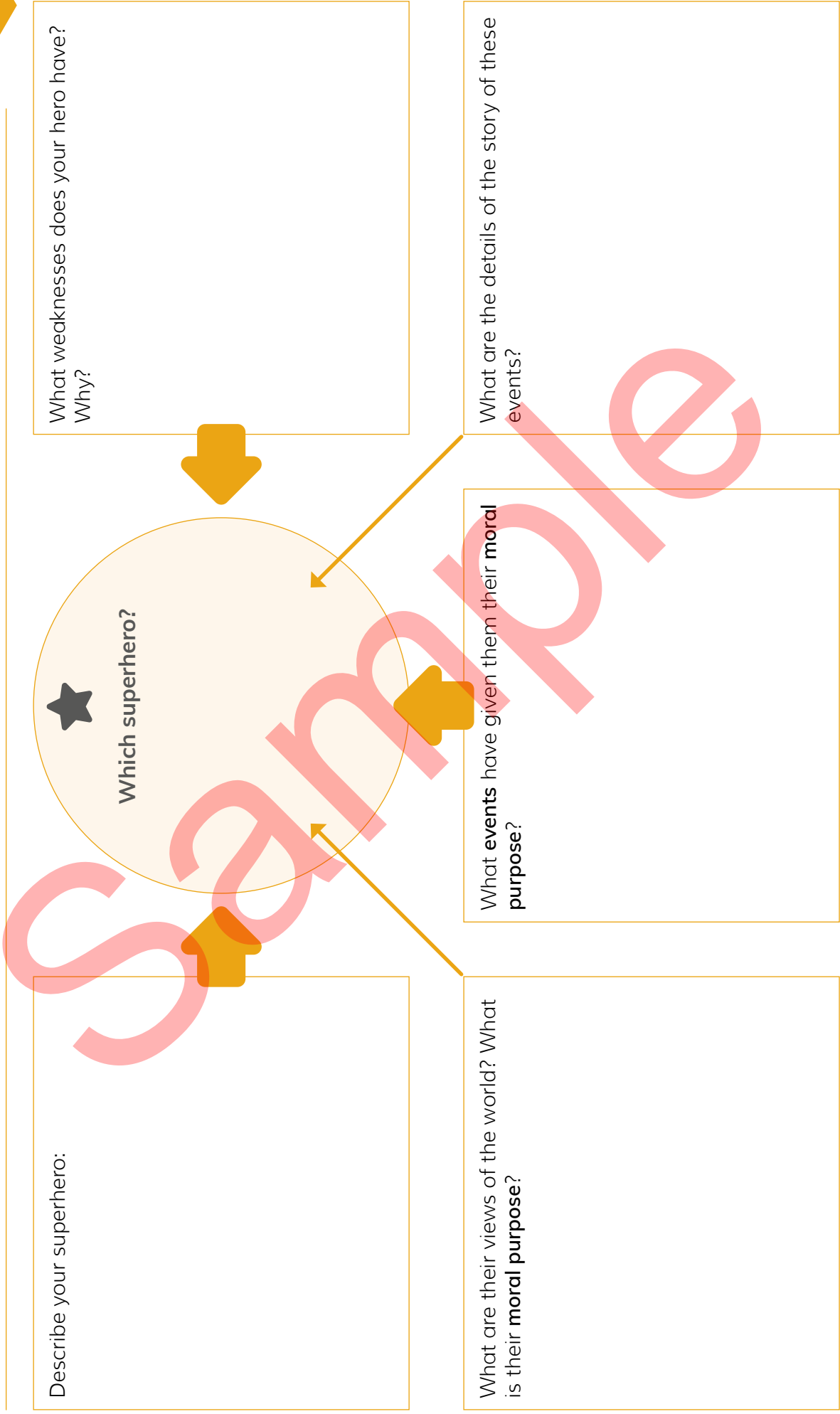
When you have finished the novel, look over your reading log and explain how the writer created suspense and how they used it to keep you reading the story.

Evidence ref
Verified by
Date

Tutor feedback



Superhero plan



Sample