

Sample

Raising Aspirations
Supporting Resources
Engaging with my
Community

Contents

Introduction	3
Section 1: Places I visit	
Places in my local community	5
Ideas chart	6
Photo evidence sheet	7
Section 2: Help and support	
Places I can go for help	8
Section 3: Clubs and events	
Clubs and events in my community	9
Section 4: The environment	
Looking after my local environment	10
Recycling	11
Activity plan	12
Photo evidence sheet	13
Section 5: Helping others	
People who may need help	14
Activity log	15
Photo evidence sheet	16
Section 6: Travel and transport	
Types of transport	17
Journey log	18
Generic resources	
Activity log	19
Photo evidence sheet	20
Ideas chart	21
Witness Statement	22

Introduction

This resource pack has been created to support the delivery of the Raising Aspirations module Engaging with my Community.

The pack contains a selection of worksheets and templates to provide evidence for activities undertaken in each section of the module book. Generic resources have also been included to support activities in any section as appropriate.

Gathering evidence

There is not a set format for evidencing. All learners have different strengths and different ways of accessing the Raising Aspirations modules, so there is no prescriptive format or method for evidencing work. This flexibility can be bewildering at first and one way of combating the uncertainty is to ask yourself the following questions when you add work to the evidence folder:

- Does this piece of work demonstrate the skills that the section or activity is asking for?
- Does this piece of work show what the learner can do?
- If the learner is sharing this piece of work with someone else, is there enough explanation to show what they have actually done?
- Has enough care been taken to ensure that the way the work is presented shows the learner's achievements as fully as possible?

If you can answer 'yes' to all of these questions then your learner has produced work that will amply meet the requirements.

What evidence is acceptable?

All the Raising Aspirations modules explain at the outset that evidence can take a variety of forms. For example:

- photographs
- videos
- worksheets
- audio recordings

It is not a requirement to use all of the above methods but it is expected that a variety of methods will be used to show the diverse ways that the module has been accessed.

Nor is the above list of methods exhaustive. As a practitioner, you will choose the methods that best suit your learners and show their strengths. For example, if a learner cannot communicate verbally then you will not choose to make an audio recording of their response, however their gestural response could be captured on video.

Section 1: Places I visit

Places in my local community

Name:

Date:

Show the places you visit in your local community:

shops



café



leisure centre



cinema



library



park



Say who you visit these places with and what you do there:

.....

.....

.....

.....

.....

Section 2: Help and support

Places I can go for help

Name:

Date:

My local community is:

Places I can go for help
in my local community

Name of place:

.....
.....
.....

Name of place:

.....
.....
.....

Name of place:

.....
.....
.....

How they can help:

.....
.....
.....
.....
.....
.....
.....
.....
.....
.....

How they can help:

.....
.....
.....
.....
.....
.....
.....
.....
.....
.....

How they can help:

.....
.....
.....
.....
.....
.....
.....
.....
.....
.....

Section 6: Travel and transport

Types of transport

Name:


Date:

Show the types of transport you use to make journeys in your community:

walking



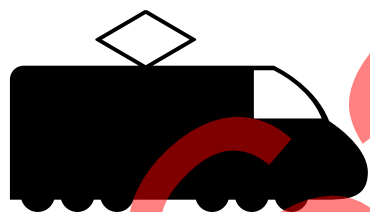
bus



train



tram



ferry



minibus




taxi



car



cycling



Section 6: Travel and transport

Journey log

Name:

Date:

I am travelling to:

The type of transport I will use is:

This is a:

- familiar destination
- unfamiliar destination

My timetable:

My ticket:

Tutor/mentor comments:

.....

.....

.....

.....

Engaging with my Community

Activity log

Name:

Section/activity:

What I did:

Date:

	→	
	→	
	→	
	→	
	→	
	→	
	→	
	→	

Sample

Sample



RARES03/1

© ASDAN 2016, Wainbrook House, Hudds Vale Road, St George, Bristol BS5 7HY
t: 0117 941 1126 | e: info@asdan.org.uk | www.asdan.org.uk
@ASDANeducation | [facebook.com/ASDANeducation](https://www.facebook.com/ASDANeducation)